



Akıllı Kalem Okuma Yazma Seti

1. Fasikül

E e



Adı:

Soyadı:


Sınıfı:




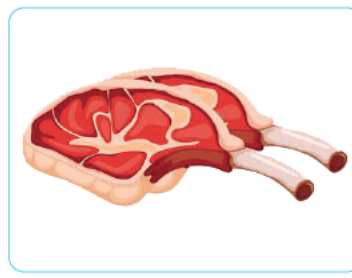



Giriş
Yayınları



"E" sesi ile başlayan varlıkları işaretleyelim.



"E" sesi ile başlayan varlıkları işaretleyelim.

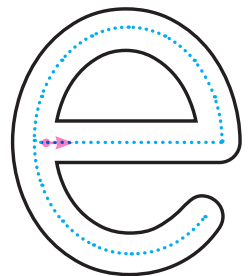
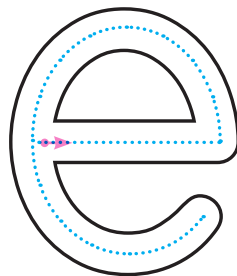
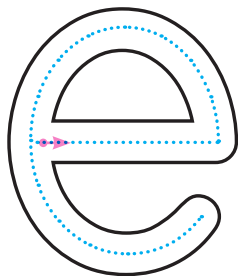
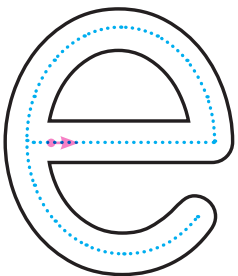
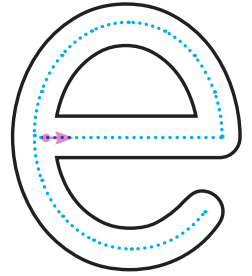
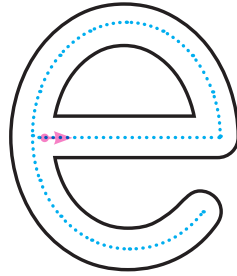
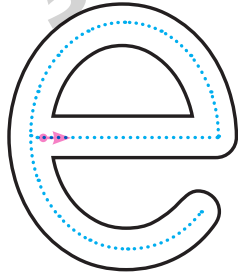
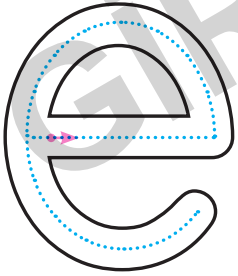
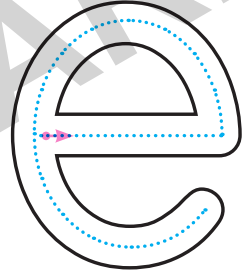
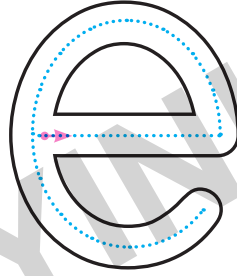
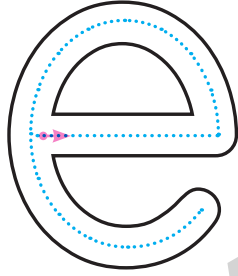
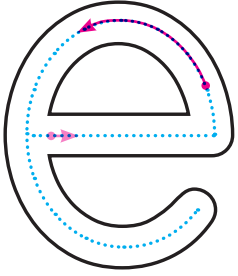
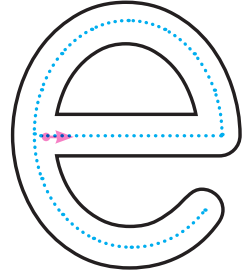
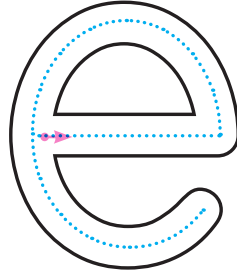
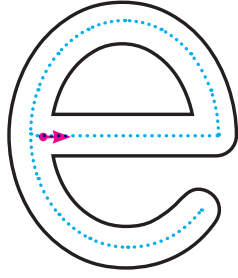
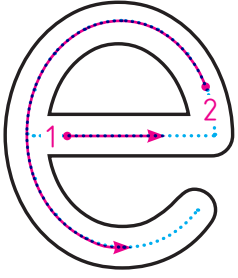


Adı:

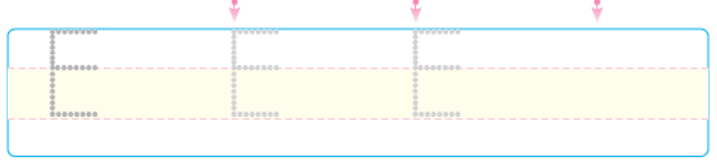
Soyadı:

"E e" Harfi

"e" sesini numara sırasına göre ok yönünde çizelim.



"E" harfini yazalım.



"E" harflerini takip ederek fareyi peyni e ulařtıralım.



Varlıkların adlarını söyleyelim. "E, e" harfini yazalım.



E e E e E e E e




E e E e E e



E e E e E e



E e E e



E e E e



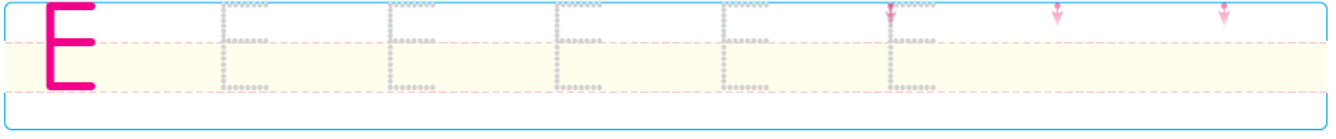
E e




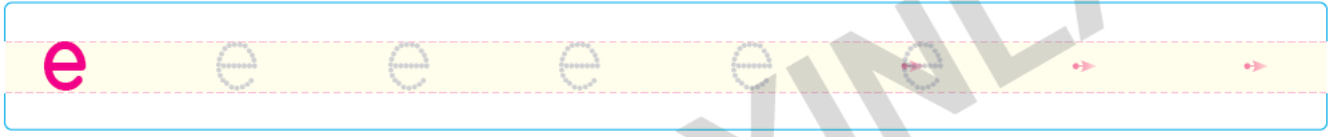
E e



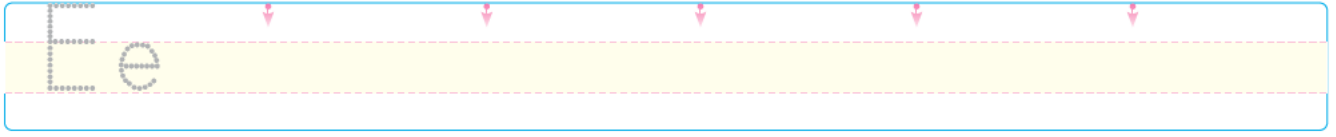
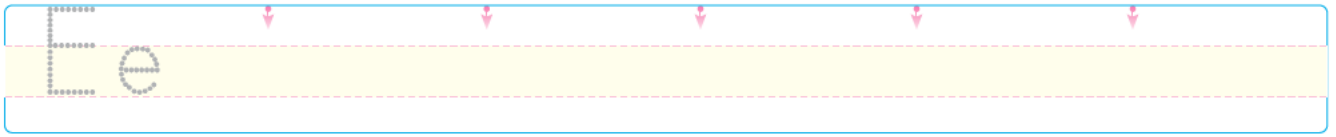
"E" harfini yazalım.



"e" harfini yazalım.




"E, e" harflerini yazalım.

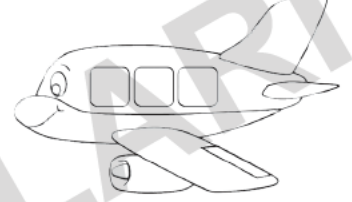


DEĞERLENDİRME

1. "e" sesi başta mı, ortada mı, sonda mı? İşaretleyelim.



2. İsminde "e" sesi bulunan varlığı boyyalım.



3. Varlıkların isimlerini söyleyerek eksik s si yazalım.



çil...k



kal...m



örd...k

4. "E, e" harflerini yazalım.

E

e