




Akıllı Kalem Okuma Yazma Seti

10. Fasikül



Adı:

Soyadı:





Sınıfı:



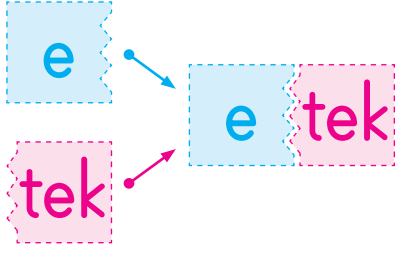
Giriş
Yayınları



"t" harflerini yazalım.



Okuyalım, yazalım.



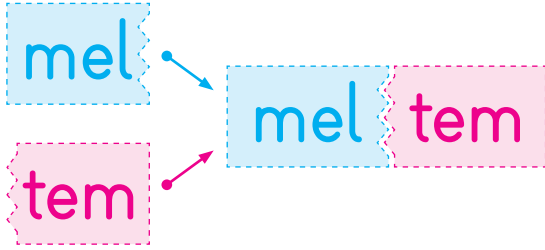
etek etek

etek



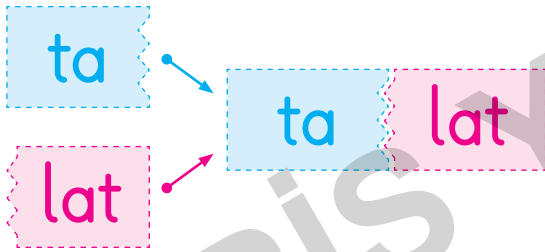
Melek etek al.

.....



Meltem Meltem

.....

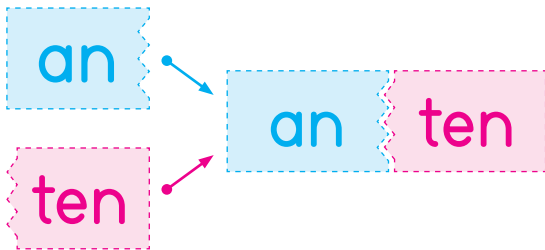


Talat Talat

.....

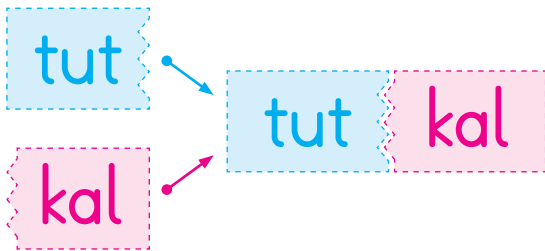
Meltem ile Talat el ele.

.....



anten anten

anten



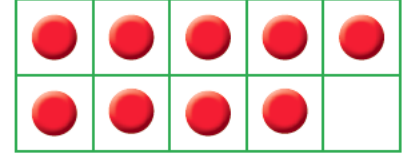
tutkal tutkal

tutkal

9 Rakamını Tanıyalım



Dokuz





9 parmak

9 rakamını yazalım.



İçinde 9 varlık bulunan yuvarlağı işaretleyelim.





Verilen görsellerin isimlerini yazalım.



Blank writing line with a dashed midline and a solid top and bottom line.

Blank writing line with a dashed midline and a solid top and bottom line.



Blank writing line with a dashed midline and a solid top and bottom line.

Blank writing line with a dashed midline and a solid top and bottom line.




Blank writing line with a dashed midline and a solid top and bottom line.

Blank writing line with a dashed midline and a solid top and bottom line.



Blank writing line with a dashed midline and a solid top and bottom line.

Blank writing line with a dashed midline and a solid top and bottom line.



Blank writing line with a dashed midline and a solid top and bottom line.

Blank writing line with a dashed midline and a solid top and bottom line.



Cümleleri okuyalım. Okuduğumuz cümlelerin numaralarını resimlerin kutucuğuna yazalım.

1. Metin olta at.

Handwriting practice line with a dashed midline and a yellow shaded bottom area.



2. İnek otlakta otla.

Handwriting practice line with a dashed midline and a yellow shaded bottom area.



3. Tuna notunu tut.

Handwriting practice line with a dashed midline and a yellow shaded bottom area.



4. Metin at ile ot at.

Handwriting practice line with a dashed midline and a yellow shaded bottom area.



5. Anne atletimi katla.

Handwriting practice line with a dashed midline and a yellow shaded bottom area.



6. Melike tel toka tak.

Handwriting practice line with a dashed midline and a yellow shaded bottom area.



Verilen metinleri bol bol okuyalım.



Otlat.

İnek otlat.

Otlakta inek otlat.

Talat, otlakta inek otlat.

Otlakta inek otlat

İnek otlat.

Otlat.

MUTLU AİLE

Metin, ailen ne mutlu.

Ailenle mutlu ol.

Annene toka al.

Meltem'e etek al.

Mutlu aileni anlat.

