



Akıllı Kalem
Okuma Yazma Seti

2. Fasikül




Adı:

Soyadı:


Sınıfı:



Giriş
Yayınları




Adında "l" sesi bulunan varlıkları işaretleyelim.




"l" sesi başta mı, ortada mı, sonda mı? İşaretleyelim.























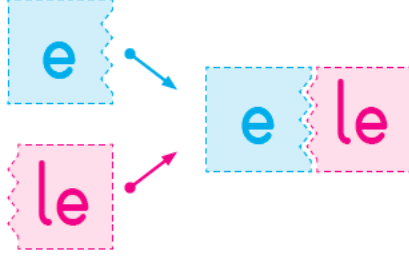




"l" harfini yazalım.

Handwriting practice lines for the letter 'l'. The first line shows a solid pink 'l' followed by several dashed 'l's for tracing. The following seven lines each contain a dashed 'l' followed by several red arrows pointing downwards, indicating the stroke direction for independent writing.

Okuyalım, yazalım.

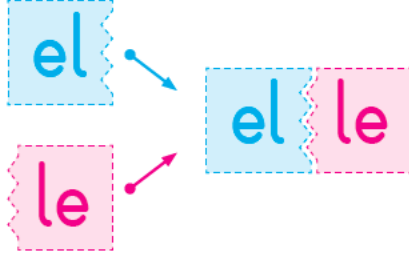


ele ele

ele

ele ele ele

ele



elle elle

elle

elle elle

elle

elle

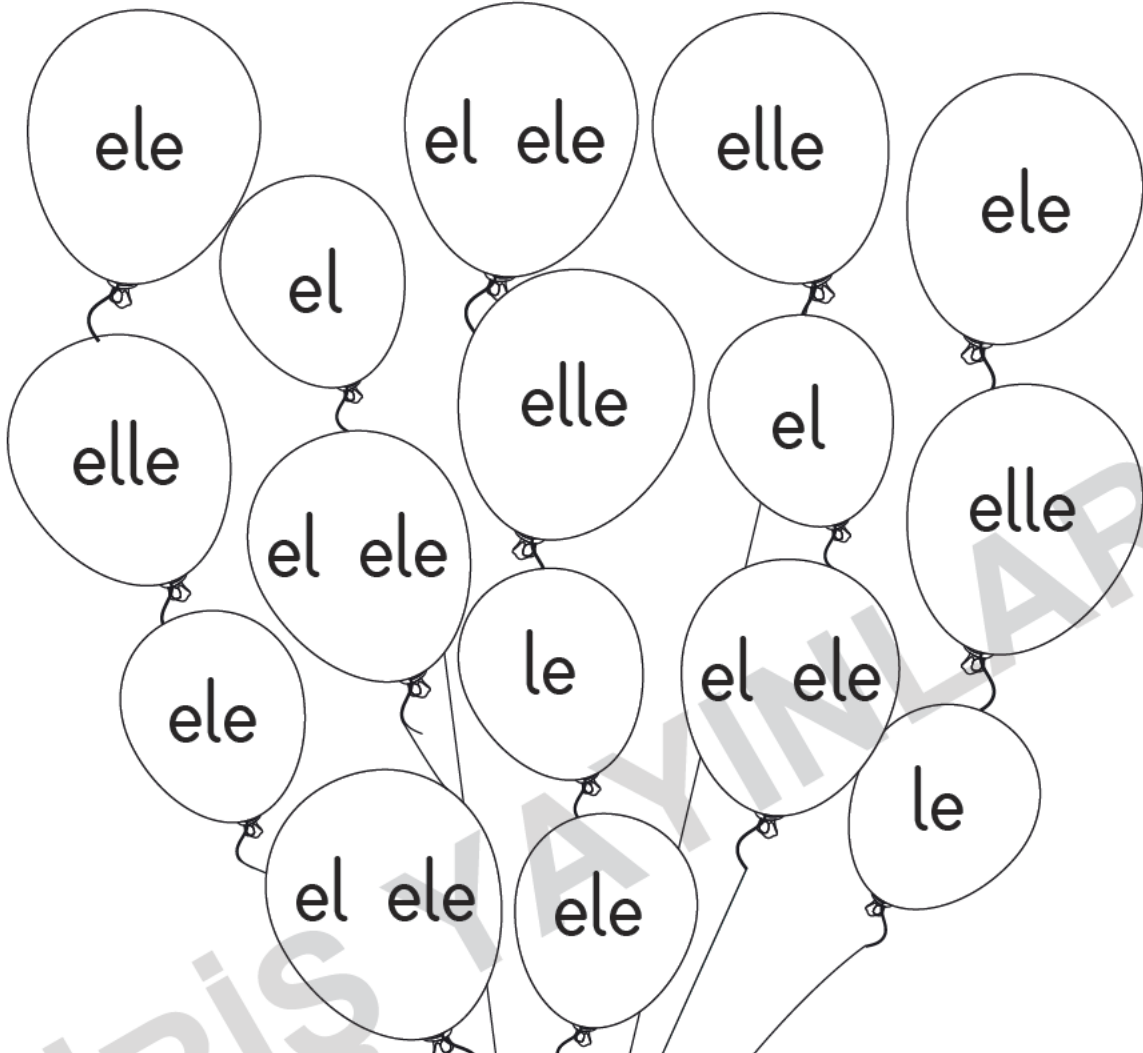


el ele

el ele

el ele

Balonları yönergeye uygun olarak boyayalım.



el



le



ele



elle



el ele

Metni okuyalım, yazalım.

ELE

El el el.

El ele.

El ele elle.

Elle, elle.

ELLE

El el el.

Le le le.

El ele, el ele.

Elle, el ele.

