



Akıllı Kalem Okuma Yazma Seti

3. Fasikül



Adı:

Soyadı:


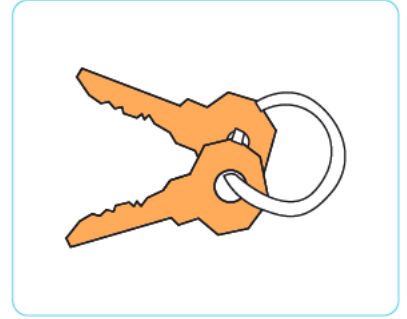


Sınıfı:



Giriş
Yayınları

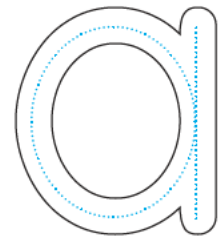
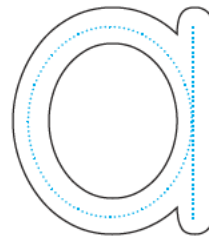
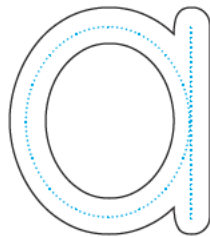
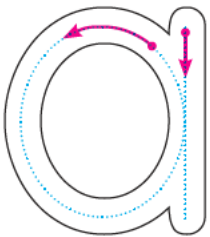
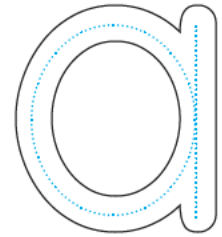
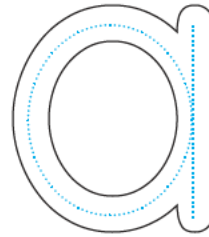
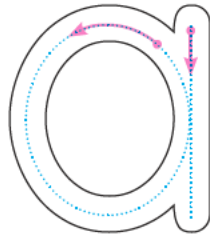
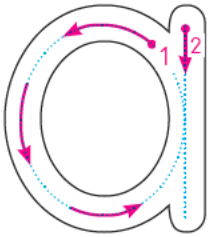
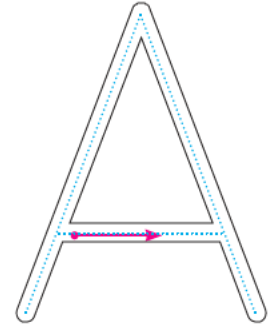
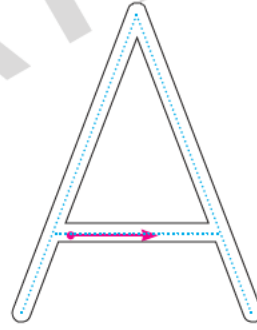
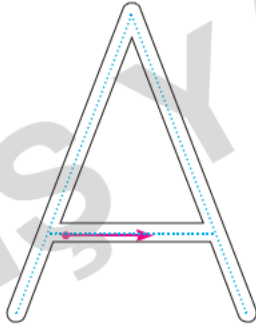
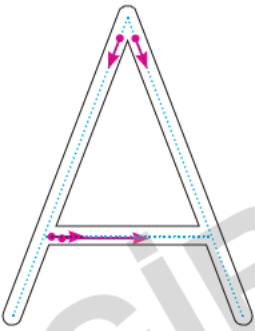
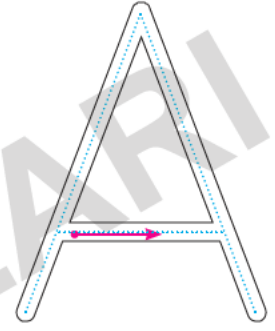
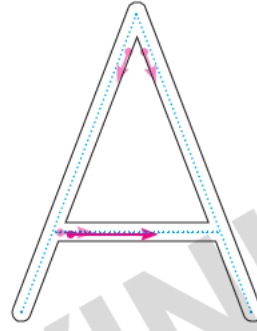
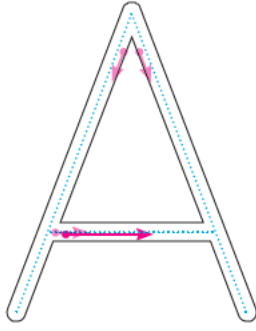
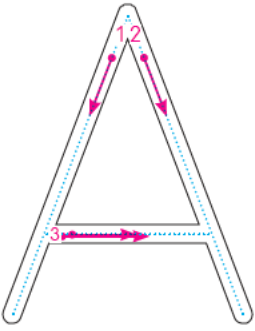


Adında "A" sesi bulunan varlıkları işaretleyelim.

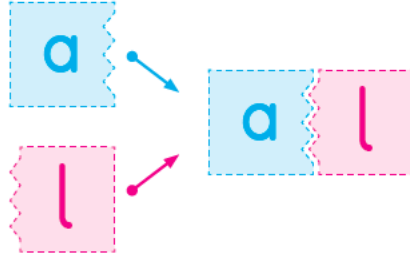




"A, a" seslerini numara sırasına göre ok yönünde çizelim.



Okuyalım, yazalım.



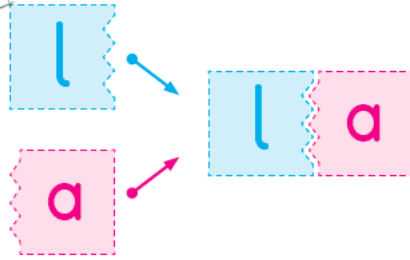
al al

al

al al al

al

Al, al, al.



la la

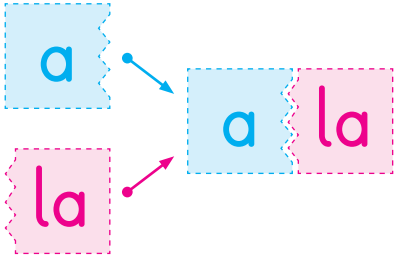
la

la la la

la

la

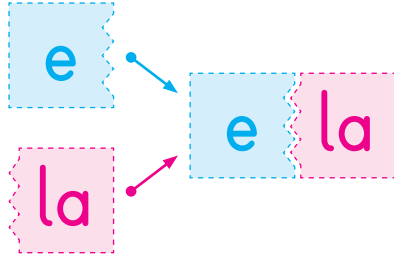
Okuyalım, yazalım.



ala ala

ala

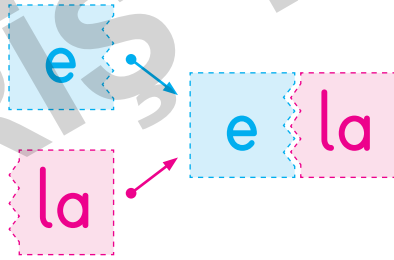
ala



ela ela

ela

ela



Ela Ela

Ela

Ela


Ela

Al, Ela al.

Cümleleri okuyalım, yazalım.

Ela, lale al.

Handwriting practice lines for the sentence "Ela, lale al."



Ela, Lale el ele.

Handwriting practice lines for the sentence "Ela, Lale el ele."



Ela, lale elle.

Handwriting practice lines for the sentence "Ela, lale elle."



Lale, lale al

Handwriting practice lines for the sentence "Lale, lale al"



Lale, lale elle.

Handwriting practice lines for the sentence "Lale, lale elle."




Ela, ala lale al.

Handwriting practice lines for the sentence "Ela, ala lale al."



2 Rakamını Tanıyalım



İki




2 parmak

2 rakamını yazalım.



İçinde 2 varlık bulunan yuvarlağı işaretleyelim.



Metni okuyalım, yazalım.

AL

Al al al.

Lale al.

Ela al.

Ela lale al.

Al al al.

GİRİŞ YAYINLARI

