



Akıllı Kalem
Okuma Yazma Seti

4. Fasikül



Adı:



Soyadı:

Sınıfı:





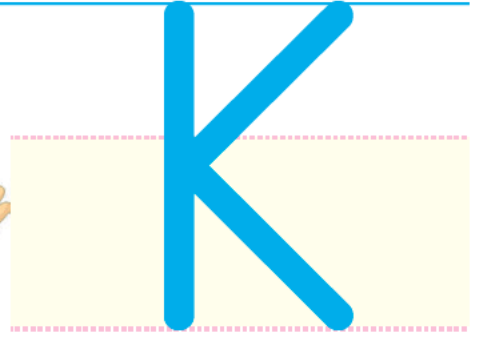
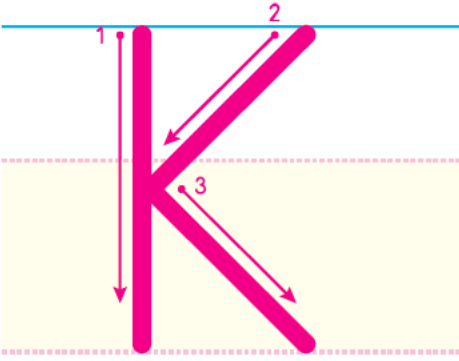
Adında "K" sesi bulunan varlıkları işaretleyelim.



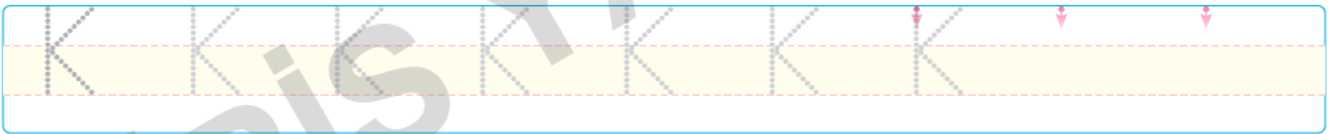
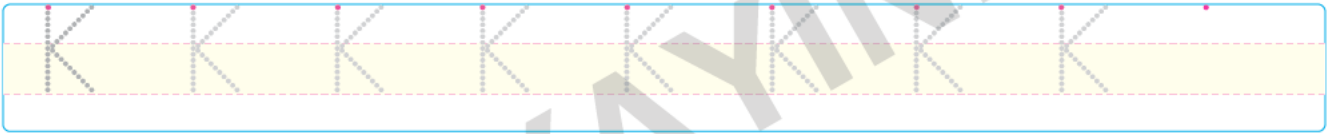
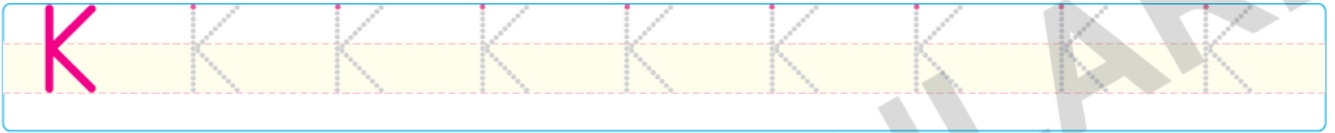
Adı:

Soyadı:

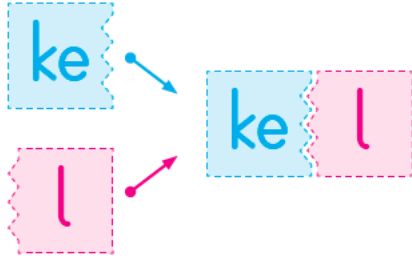
"K k" Harfi



"K" harfini yazalım.

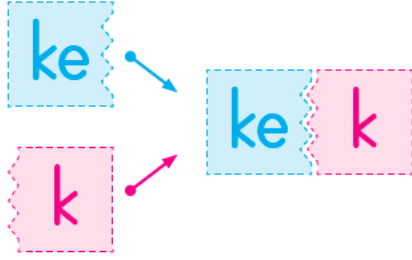


Okuyalım, yazalım.



kel kel

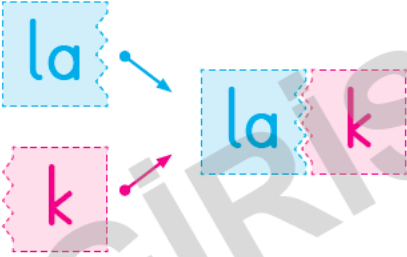
kel



kek kek

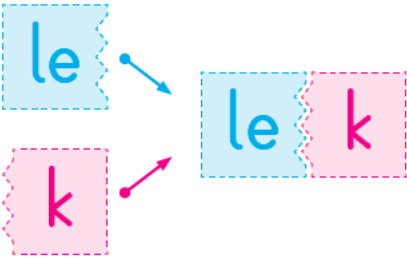
kek

Lale kek al.



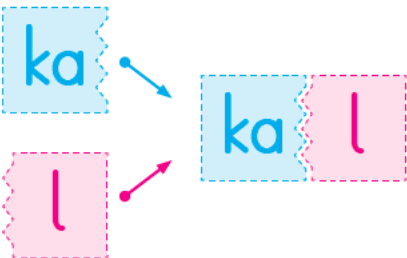
lak lak

lak



lek lek

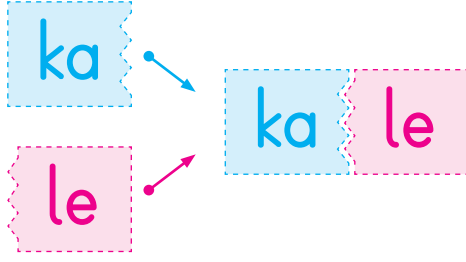
lek



kal kal

kal

Okuyalım, yazalım.

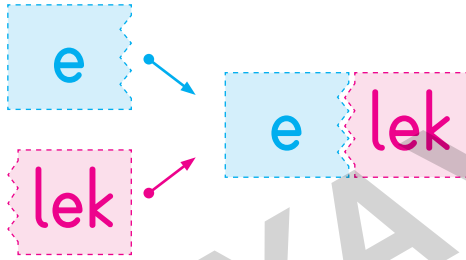


kale kale

kale

Lale kale elle.

Blank writing line for the sentence 'Lale kale elle.'

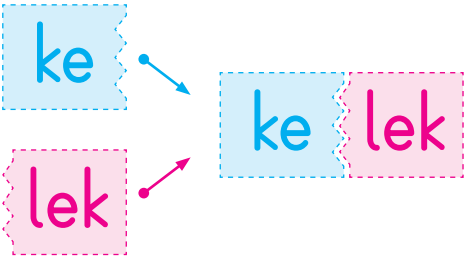


elek elek

elek

Lale elek al

Blank writing line for the sentence 'Lale elek al'



kelek kelek

kelek

Ela kelek ek.

Blank writing line for the sentence 'Ela kelek ek.'

3 Rakamını Tanıyalım



3 parmak




Üç



3 rakamını yazalım.



İçinde 3 varlık bulunan yuvarlağı işaretleyelim.



Metni okuyalım.

KALK

Ela kalk.

Kalk Ela, kek al.

Kalk Ela, kalk.

Kalk kek al.

Ela 2, 3 kek al.

Kalk Lale kalk.

Kalk 2 kek al.

Lale kalk, kek al.

