



Akıllı Kalem Okuma Yazma Seti

6. Fasikül



Adi:

Soyadi:

Sınıfı:

"n" sesi başta mı, ortada mı, sonda mı? İşaretleyelim.


























Adı:

Soyadı:

"N n" Harfi



"n" harfini yazalım.

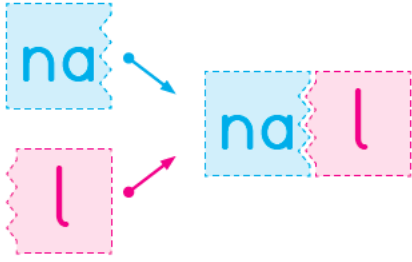
Handwriting practice lines for the letter 'n'. Each line contains a solid 'n' followed by dashed 'n's for tracing. The lines are arranged in a grid. A large watermark 'GİRİŞ YAYINLARI' is overlaid diagonally across the page.

Adı:

Soyadı:

"N n" Harfi

Okuyalım, yazalım.



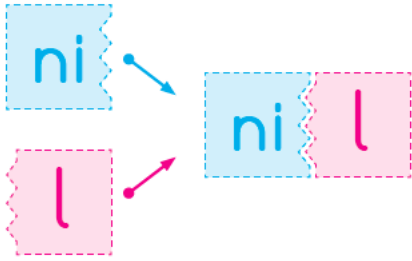
nal nal

nal



Ali nal al.

Handwriting practice line for the sentence "Ali nal al."



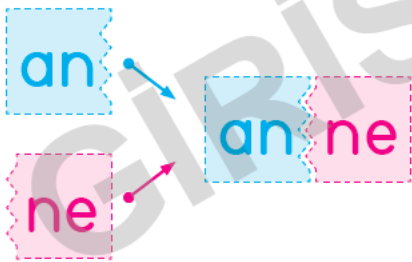
Nil Nil

Nil



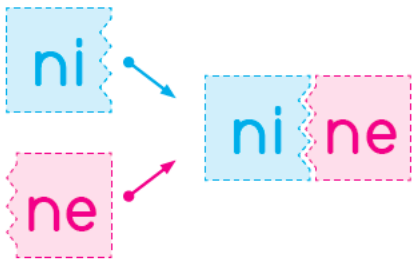
Nil ile Lale el ele

Handwriting practice line for the sentence "Nil ile Lale el ele"



anne anne

anne



nine nine

nine



Anne ile nine kekik ek.

Handwriting practice line for the sentence "Anne ile nine kekik ek."

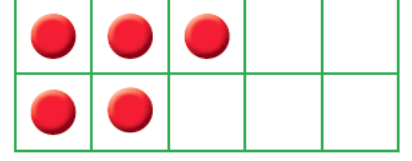
5 Rakamını Tanıyalım



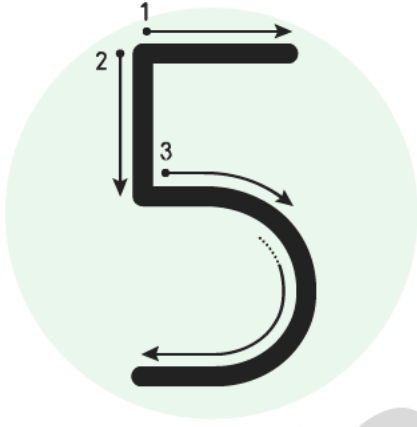
5 parmak






Beş





5 rakamını yazalım.





İçinde 5 varlık bulunan yuvarlağı işaretleyelim.



Aşağıdaki görsellerin ilk harflerindeki sesleri yazarak kelime oluşturalım.



Aşağıdaki görsellerin isimlerini yazalım.



.....

.....

.....

.....



.....

.....

.....

.....

Karışık olarak verilen kelimelerden anlamlı ve kurallı cümleler oluşturalım.

Nil – al – kekini.

.....

inan – Kenan – annene.

.....

Aşağıdaki cümleleri verilen kelimelerden uygun olanlarla tamamlayıp okuyalım.

Anne elek ile ele.

nane

Kenan anla.

eline

Nil kekini al.

nineni

Metni okuyalım.

NİNE EK

Ek nine, ek.

Nine nane ek.

Nine kekik ek.

Nine lale ek.

Nine kekek ek.

Nine elinle ek.

Ek nine ek.

